

Name _____

Age _____

Today the weather looks the most like

(circle one):



The Longest Night

December 21st is the day of the year with the fewest hours of daylight. It is the longest night of the year - the Winter Solstice.

Many nocturnal animals are active and exploring during this long night.

Fill in the blanks below to help complete a story of the longest night:



It was a cold and _____ night. The moon was _____ brightly in the sky. Down in the forest, the woodland creatures were getting ready for the winter solstice.

(adjective ending in -y) (verb ending in -ing)

The nocturnal animals are out and about at night. The Great Horned owl was _____ in a tree, hooting and making a _____ sound.

(verb ending in -ing) (silly, nonsense word)

Below, a racoon was busy _____ along the creekbank, looking for fish and fiddler crabs. Suddenly, a little brown bat _____ below the tree branches to eat a few mosquitos!

(verb ending in -ing) (verb)

A very _____ opossum emerged from its den in a hollow tree, hungry and on the hunt for fruits and _____. On the other side of the river, a(n) _____ mother skunk and her offspring start _____ for food.

(adjective) (food) (adjective) (verb ending in -ing)

On a winter solstice night, the woods are a(n) _____ place to be.

(adjective)



Share your story with
#DiscoverEEonESVA




Coastal Research Center



Try A Winter Craft



Make a nocturnal friend with just a few materials!





Materials Needed:

- One pinecone per owl
- Hot glue gun
- Googly eyes
- Construction paper or felt
- Scissors



Directions

1. Collect your pine cones. Brush of any dirt and let them dry off.
2. Cut your construction paper or felt into the shapes shown to the right.
3. Use the picture of owls here to help you image your owl while pasting it together.
4. Glue the wings on either side of the pinecone.
5. Glue the background of the eyes and the beak to one side of the pinecone.
6. Glue the googly eyes on top of the background of the eyes.
7. Enjoy your new friend! Hang it with a string or let it perch on a shelf.



wing

Background
of eyes

wing

Beak

Share your creation with
#DiscoverEEonESVA